

## FEBRUARY 2015 NEWSLETTER UTHANDO PROJECT

Dear Uthando Dollmakers and Friends,

Are you ready to take on the MAKE A 100 DOLLS IN A DAY Challenge during multicultural Harmony Week, (March 15 – 21) at four venues around Perth? OR would you like to create your own full day of dollmaking with your friends and guests from another culture?

The underlying aim is to make thousands more dolls for the 0 – 4yrs children who come under TREE's wing. Normally TREE receives 4000 dolls each year, but we learned from Bertha Magoge, Director, at the Retreat last year, that they see 40,000 children in the care of their graduates.

In response to this number, we have designed a new doll, called Simple Doll, which lends itself to a production line system. There has been a truly amazing result from Lynne Fish and Marcia Watson, Sorrento group, of 1100 Simple dolls having been made by them in the past few months. What more can be said?? With this newsletter comes the pattern for Boy and Girl Simple Doll and the list of events where hundreds of dolls could be made. Please copy and give to friends. Especially RSVP with your name and your guest's name for joining in at least one of these events.

If you don't live in Perth, please consider arranging your own special dollmaking day at any time. Set your own target, date, venue and go for it. It will make a precious, feel good day.

Uthando can supply material for brown skin and the stuffing. More fabrics if needed, too. Print out the pattern here to make templates.

The Albany Group is already underway in partnership with Soroptimists International with 100 Women, 100 Dolls at the Vancouver Arts Centre.

This 100 DOLLS IN A DAY Challenge is a major event for Uthando 2015 and is specifically for TREE.

Be reassured that all types of Uthando dolls are still needed. Remember NO buttons or beads on dolls for the young ones.

---

During last term and over the holidays, the most wonderfully creative dolls arrived from many primary and secondary schools to be shipped in April. Enjoy the originality and skills acquired by students.



---

In the pipeline are an Exhibition of Uthando dolls and African artefacts in July and another Retreat at Serpentine, September 11 – 13. More anon. Express interest? See below.

---

March 24, venue to be confirmed in Perth, is a screening of a gripping documentary touring Australia titled *Beyond Right and Wrong: Stories of Justice and Forgiveness*. Uthando Project is being one of the charity partners. You can watch it online and a portion is given to Uthando. Please contact if you want links, tickets or be a volunteer.

---

May 2015 be hugely productive for all Uthando dollmakers and a sense of partnership for all our friends,

Love, Georgia Efford, the Board and the Friday team. CONTACT [info@uthandoproject.org](mailto:info@uthandoproject.org) or Georgia 08 9293 2363



# Let's make 100 DOLLS IN A DAY

for the children of  
KwaZulu Natal, South Africa through  
your happy participation with the  
**Uthando Project.**

[www.uthandoproject.org](http://www.uthandoproject.org)

## EVENTS

**All RSVPs by Wed 11, March  
March Sunday 15**

9.30 – 3

2 Healey Place,  
Gooseberry Hill  
RSVP; [georgia1@iinet.net.au](mailto:georgia1@iinet.net.au)

**March Tuesday 17**

9.30 – 2.30

Cockburn Seniors  
Community Centre Dining  
Room, 9 Coleville Cr,  
Spearwood  
RSVP; [brilyjo@bigpond.com](mailto:brilyjo@bigpond.com)

**March Thursday 19**

10 – 4

Sudbury Community House,  
30 Chesterfield Rd  
Mirrabooka  
RSVP; [robin@revelation.net.au](mailto:robin@revelation.net.au)

**March Friday 20**

9.30 – 3

2 Healey Place,  
Gooseberry Hill  
RSVP; [georgia1@iinet.net.au](mailto:georgia1@iinet.net.au)

Because these events are part of multicultural Harmony Week in Western Australia, please invite a friend from another culture to join in with you. You would have a lovely day together, meeting others and making dolls.

## What do I bring?

- Your lunch (and perhaps lunch for your guest too)
- Sewing machine threaded with black or brown thread and a spare needle. There is also much to do without a machine, eg cutting out, stuffing, embroidery.
- Small sharp scissors, several needles.
- Optional; black faux fur pieces for hair, braid, ric rac, ribbons, lace for decoration.
- Gold coin entry for freight for dolls.

Free coffee/tea refreshments provided  
Patterns, materials and stuffing provided

There will be a part to play for everyone, from beginners to skilled.


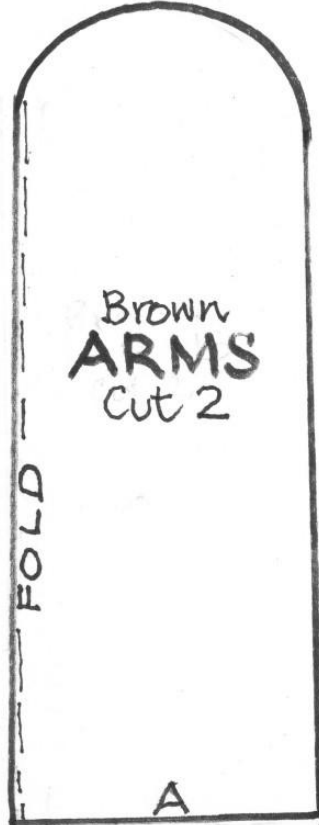
These dolls will be given to TREE (Training and Resources in Early Education) who touch over 40,000 children (0 – 4 year olds) in KZN.

Women are trained in resourceful Early Education Development in a province where the disastrous impact of HIV/AIDS is the most serious in the world. A doll can be a silent friend for a child full of grief, loss and bewilderment.



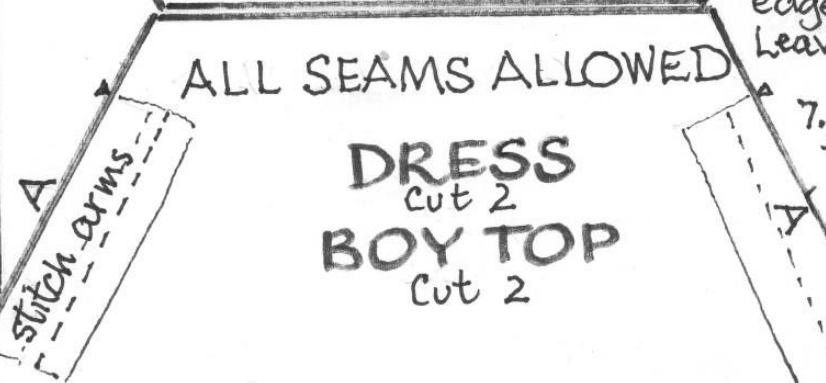
Bringing Play to Life

# UTHANDO SIMPLE DOLL 0-4yrs



ALL SEAMS: RIGHT SIDES TOGETHER

1. Cut + Sew HAIR PIECE on top of face
2. Cut, sew, clip + stuff ARMS + LEGS
3. Keep fronts + backs separate, but join head + dress or top at neck.  
BOY: join TOP + SHORTS
4. Pin + stitch ARMS at A to front only
5. Match head notches. Pin. Also at neck, below ARMS, (keeping arms inside) + at lower edge of dress/shorts
6. Stitch sides seams, (starting at lower side edge) all around doll. Leave lower edge open.



7. Stuff HEAD firmly, BODY more softly.
8. Insert legs, B, pin + stitch firmly by sewing along whole edge.
9. Embroider FACE
10. make SHOULDER BAG
11. Congratulate yourself

